



# Board of Trustees

Los Angeles Community College District  
770 Wilshire Blvd., Los Angeles, CA 90017 (213) 891-2000

## AGENDA

### ORDER OF BUSINESS - REGULAR MEETING

Wednesday, September 2, 2015

Closed Session 4:00 p.m.

Public Session 6:00 p.m.

Second Closed Session

(Immediately Following Public Session)

**Educational Services Center**

**Board Room – First Floor**

**770 Wilshire Blvd.**

**Los Angeles, CA 90017**

- I. Roll Call **(4:00 p.m.) Location: Board Room**
- II. Requests to Address the Board of Trustees Regarding Closed Session Agenda Matters
- III. Recess to Closed Session in accordance with The Ralph M. Brown Act, Government Code sections 54950 et seq., and the Education Code to discuss the matters on the posted Closed Session agenda pursuant to Government Code section 54954.5 (Refer to Attachment "A" for Closed Session agenda).  
**Location: Hearing Room**
- IV. Reconvene Regular Meeting **(6:00 p.m.) Location: Board Room**
- V. Roll Call
- VI. Flag Salute
- VII. Approval of Minutes
  - Regular Meeting and Closed Session: August 5, 2015
- VIII. Reports from Representatives of Employee Organizations at the Resource Table
- IX. Announcements from the College Presidents
- X. Public Agenda Requests
  - A. Oral Presentations
  - B. Proposed Actions
- XI. Requests to Address the Board of Trustees – Multiple Agenda Matters

- XVI. Recess to Committee of the Whole
  - A. Roll Call
  - B. Public Speakers
  - C. Presentation/Initiative Reviews
    - Presentation on the 2015 Student Success Scorecard
    - Presentation on the Bond Program’s Community Economic Development Efforts
  - D. Other Business
  - E. Adjournment of the Committee of the Whole
  
- XVII. Reconvene Regular Meeting of the Board of Trustees
  
- XVIII. Roll Call
  
- XIX. Notice Reports and Informatives
  - CH/A [Notice] Adopt the Equal Employment Opportunity Plan
  
- XX. Announcements and Indications of Future Proposed Actions by Members of the Board of Trustees
  
- XXI. Reconvene Regular Meeting
  
- XXII. Roll Call
  
- XXIII. Report of Actions Taken in Closed Session – September 2, 2015
  
- XXIV. Adjournment

\* \* \* \* \*

**Next Regularly Scheduled Board Meeting  
Wednesday, September 16, 2015  
(Public Session scheduled for 3:00 p.m.)  
Educational Services Center  
Board Room – First Floor  
770 Wilshire Blvd.  
Los Angeles, CA 90017**

\* \* \* \* \*

In compliance with Government Code section 54957.5(b), documents made available to the Board after the posting of the agenda that relate to an upcoming public session item will be made available by posting on the District’s official bulletin board located in the lobby of the Educational Services Center located at 770 Wilshire Boulevard, Los Angeles, California 90017. Members of the public wishing to view the material will need to make their own parking arrangements at another location.



*EDUCATIONAL PROGRAMS AND INSTITUTIONAL EFFECTIVENESS*

---

**Executive Summary**  
**September 2, 2015**

**2015 Student Success Scorecard**

The Student Success Scorecard is the statewide accountability system for the California Community Colleges. There are eight measures in the Scorecard, which assess outcomes central to the mission of community colleges:

- **Completion Rate:** New students who earned a degree, certificate, or transfer within six years
- **At Least 30 Units Completion Rate:** New students who earned 30 or more units within six years
- **Persistence Rate:** New students who enrolled for at least three consecutive semesters
- **Remedial Progress Rate (in English, ESL, and Math):** Students whose first course was below college level and who subsequently completed a college level course within six years
- **Career and Technical Education Completion Rate:** Occupational students who completed a certificate, degree, or transfer within six years
- **Career Development and College Preparation Completion Rate:** Students who enrolled in non-credit courses providing workforce preparation or basic skills (including ESL) necessary for job-specific technical training who earned a noncredit certificate, credit certificate, degree, or transfer within six years.

Scorecard measures are based on student cohorts that are tracked for six years, so the most recent Scorecard outcomes reflect the experiences of students that began their enrollment in the 2008-09 academic year.

The Scorecard provides a breakdown of outcomes based on the student's preparation for college-level work. Prepared students are those whose first math or English course is at college level, whereas unprepared students are those whose first math or English course is below college level.

The 2015 Scorecard reported that LACCD colleges were, on average, below the statewide average for all measures. Moreover, LACCD colleges, on average, showed an increase over the prior year in only one of eight Scorecard measures—the Persistence Rate.

The Scorecard highlights areas of improvement and gaps in performance in comparison to other colleges. Improvements focused on unprepared students are a key aspect of the LACCD's ability to improve its overall Scorecard outcomes. Finally, it should also be noted that the 2015 Scorecard measured the progress of approximately 15,000 LACCD students, or only about 7% of the total students served in any given year.



# 2015 STUDENT SUCCESS SCORECARD

---

## RESULTS FOR THE LOS ANGELES COMMUNITY COLLEGES

Educational Programs and Institutional Effectiveness

September 2, 2015

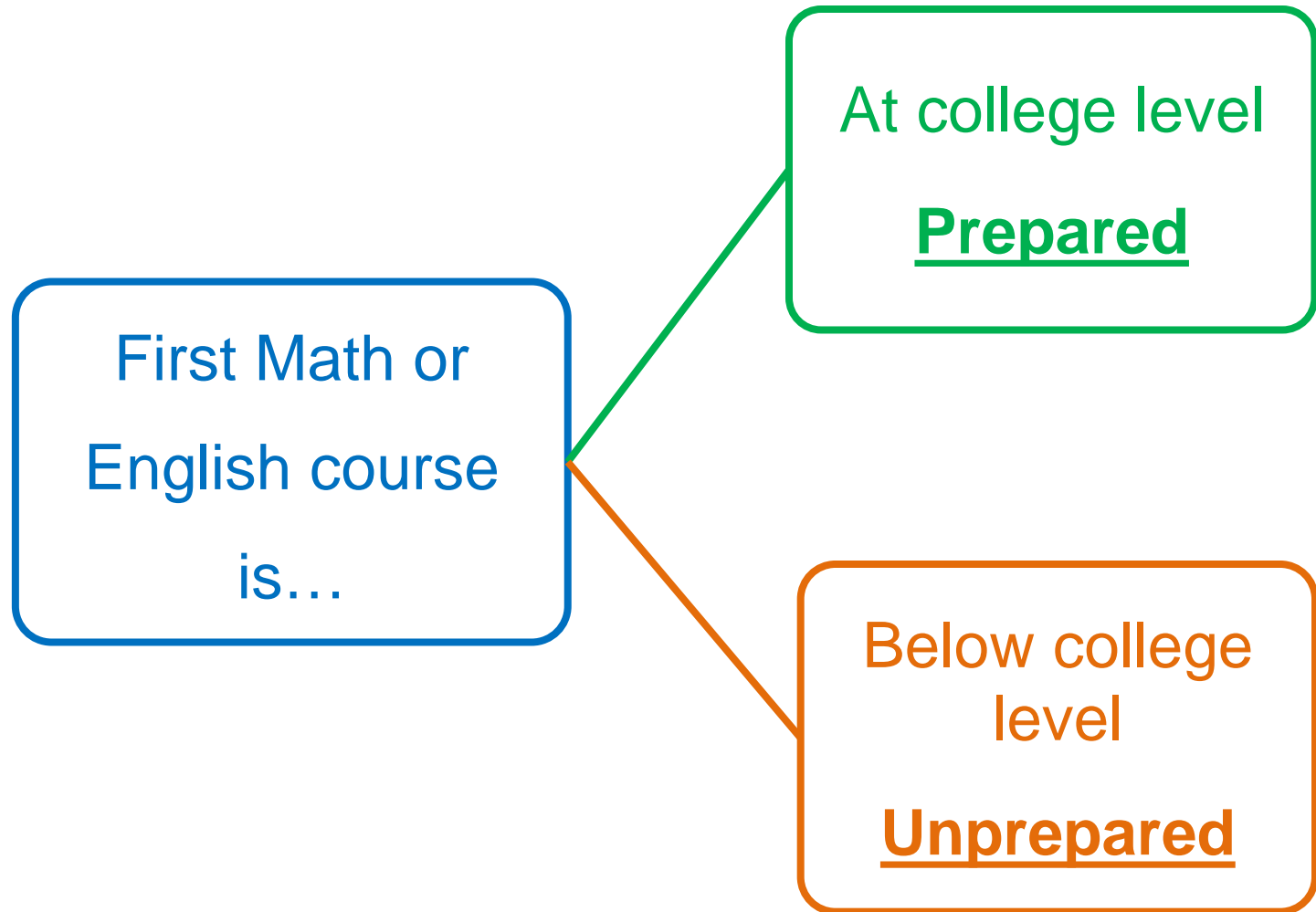
# Student Success Scorecard: RECAP

- The Student Success Scorecard is the statewide accountability system (eight measures)
- Board interaction with report is required
- The 2015 Scorecard reports on students who started in 2008-2009 (six years ago)
- Nearly 15,000 LACCD students were reported in the 2015 Scorecard

# Scorecard Measures Defined

- **Completion Rate:** New students who earned a degree, certificate, or transfer within six years
- **At Least 30 Units Completion Rate:** New students who earned 30 or more units within six years
- **Persistence Rate:** New students who enrolled for at least three consecutive semesters
- **Remedial Progress Rate (in English, ESL, and Math):** Students whose first course was below college level and who subsequently completed a college level course within six years
- **Career and Technical Education Completion (CTE) Rate:** Occupational students who completed a certificate, degree, or transfer within six years
- **Career Development and College Preparation Completion (CDCP) Rate:** Students who enrolled in non-credit courses providing workforce preparation or basic skills (including ESL) necessary for job-specific technical training who earned a noncredit certificate, credit certificate, degree, or transfer within six years.

# Student Preparation Measures

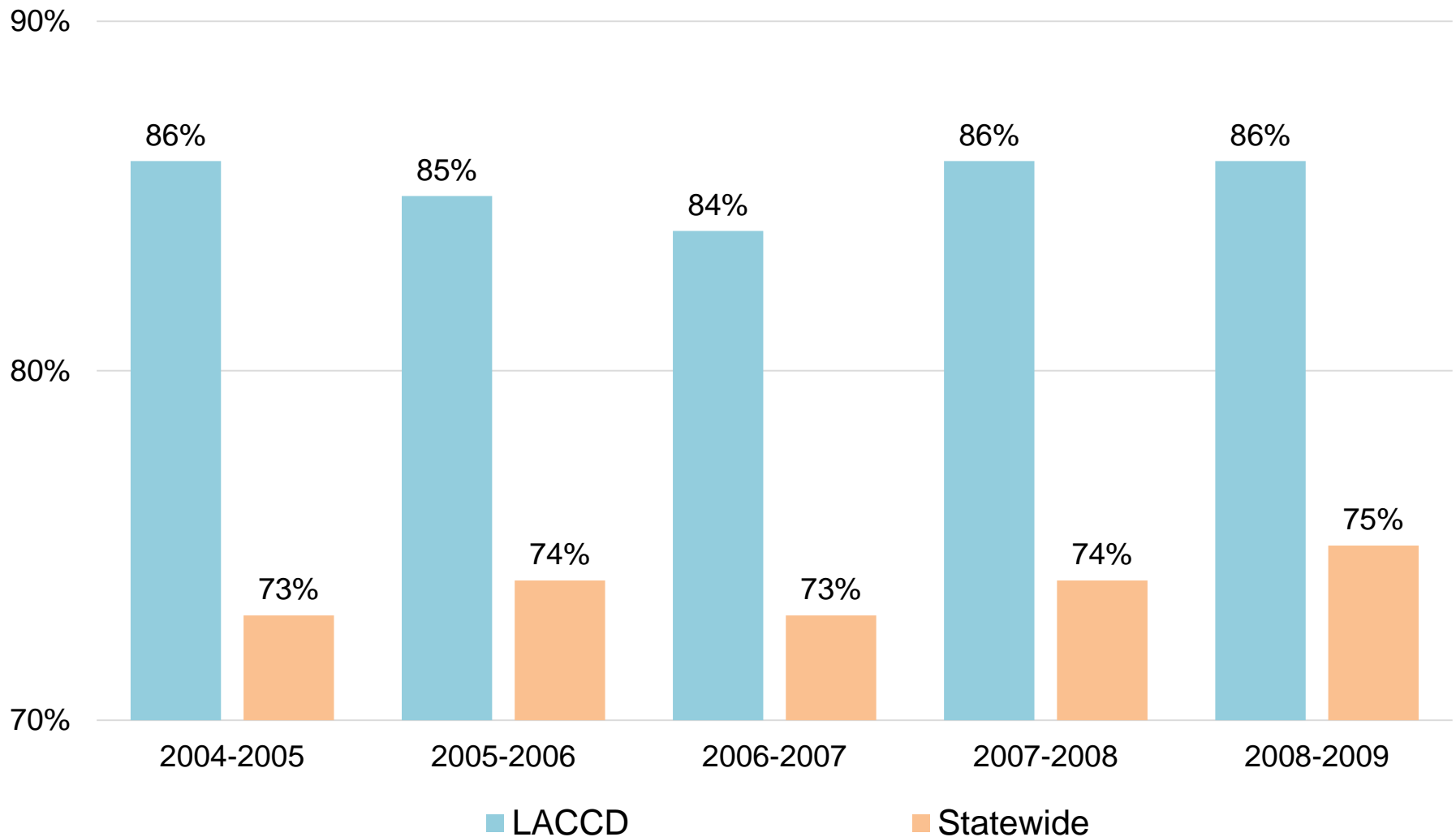


# College Comparisons

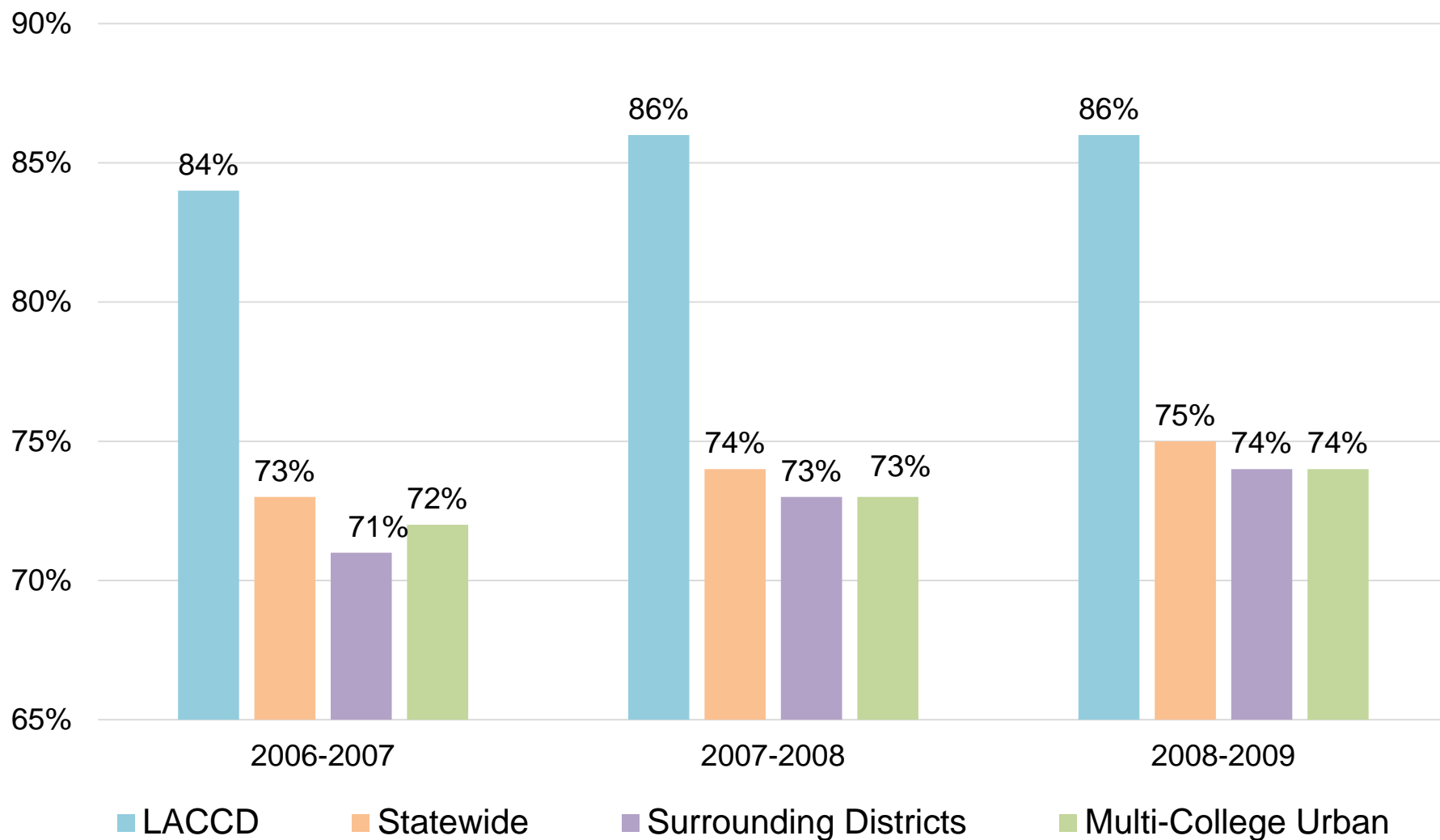
- Statewide: All 112 colleges
- Surrounding Districts: 11 colleges, as identified by LACCD Research
  - Canyons, Cerritos, El Camino Compton Center, El Camino, Glendale, Long Beach, Moorpark, Mt. San Antonio, Pasadena, Rio Hondo, and Santa Monica
- Comparable Multi-College Urban Districts: 11 colleges, as identified by LACCD Research
  - Los Rios: American, Cosumnes, Folsom, and Sacramento
  - Peralta: Alameda, Berkeley, Laney, and Merrit
  - San Diego: City, Mesa, and Miramar



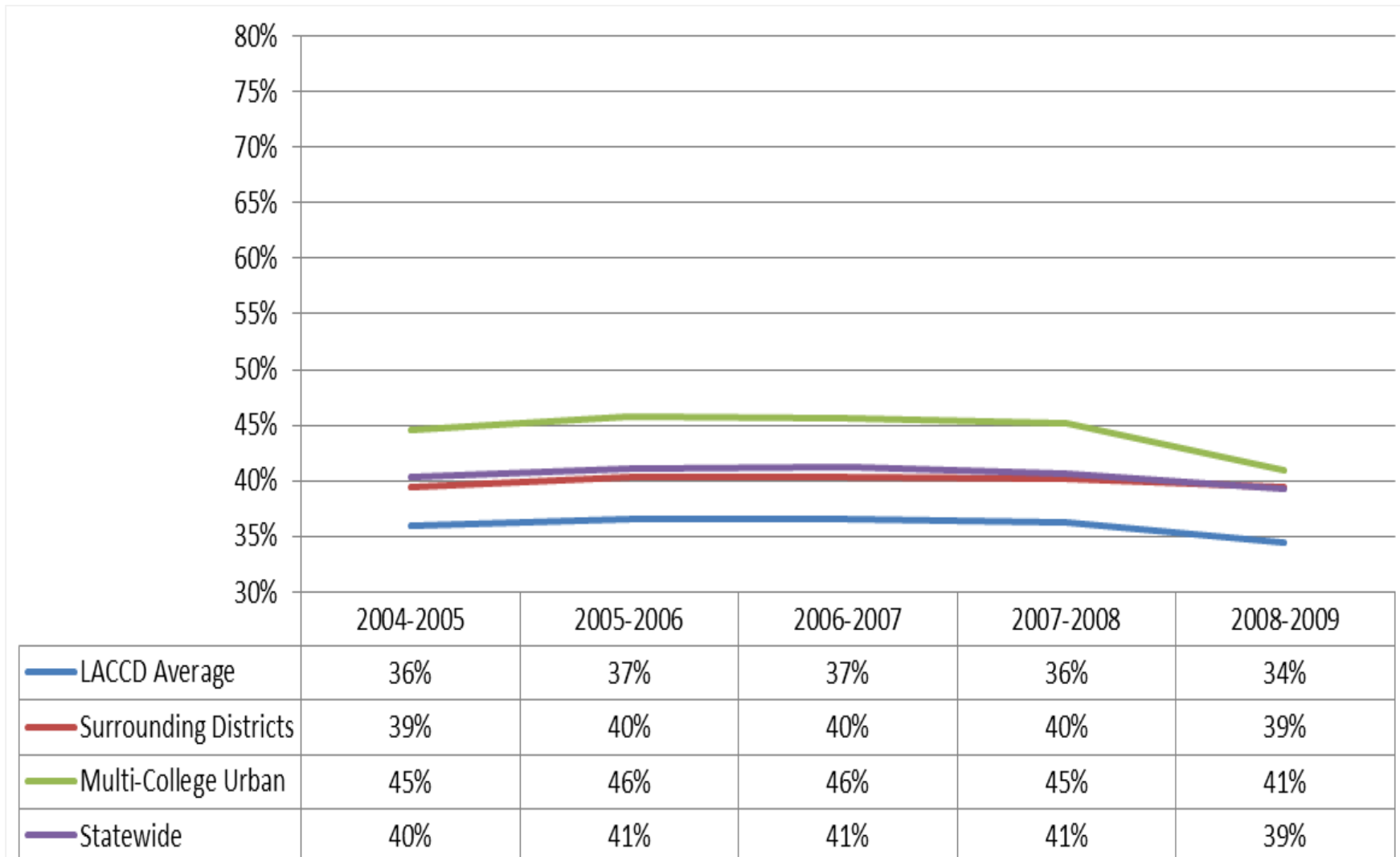
# Percentage of Unprepared Students: LACCD and Statewide



# Percentage of Unprepared Students: LACCD, Statewide, and Other Districts



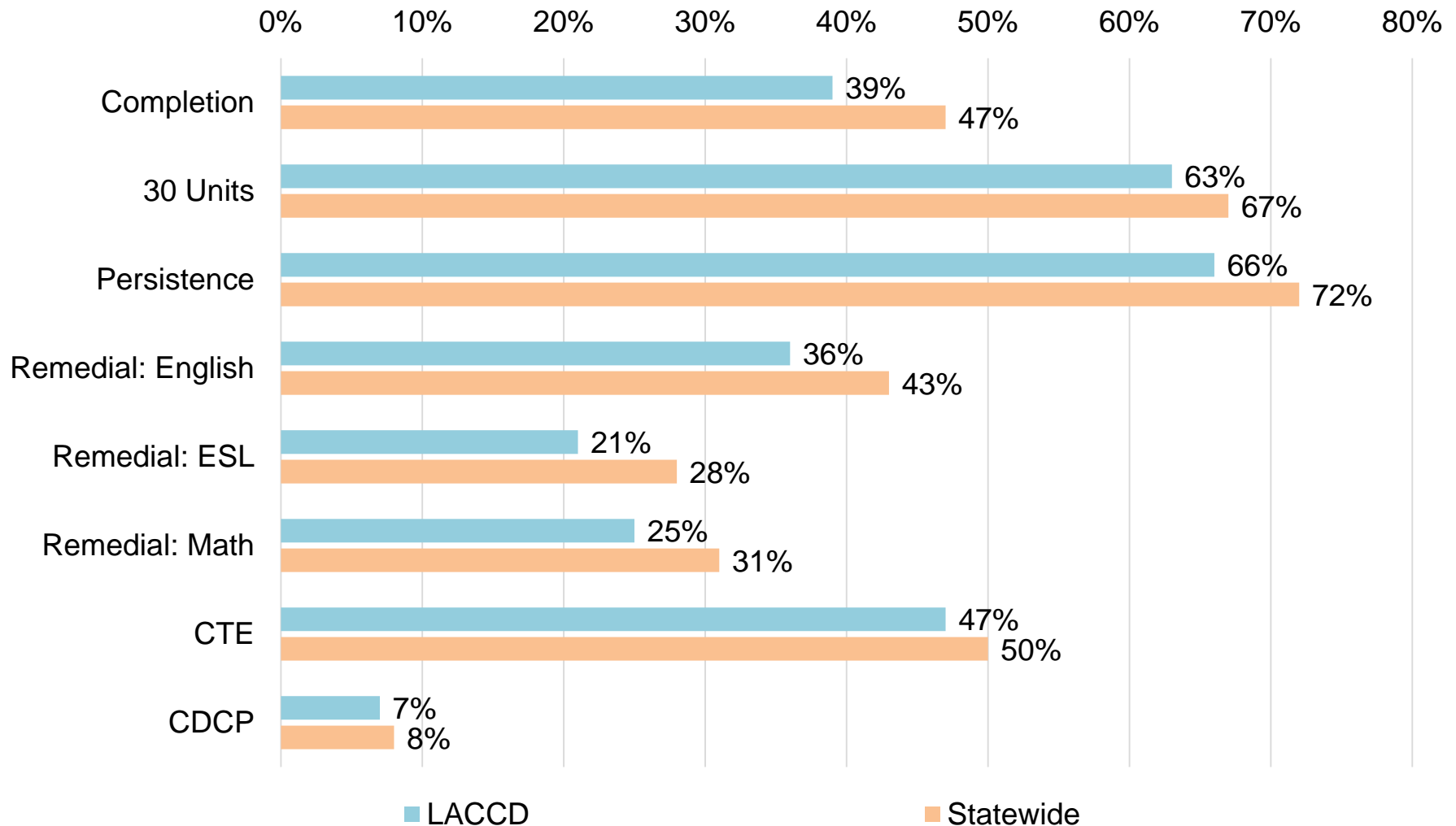
# Unprepared Students: Completion Rate



# What Does the 2015 Scorecard Tell Us?

- Where is the student cohort of 2008-2009 today?
- Where did we make progress?
- Where did we fall short?

# 2015 Outcomes: LACCD and Statewide



# Summary Progress: LACCD and Other Districts 2007-08 to 2008-09

Measure	LACCD	Surrounding Districts	Multi-College Urban	Statewide
Completion	▼	▼	▼	▼
30 Units	▼	▲	□	□
Persistence	▲	▲	▲	▲
Remedial: English	▼	▼	□	▼
Remedial: ESL	▼	▲	▲	▲
Remedial: Math	▼	□	▼	□
CTE	□	▼	▼	□
CDCP	□	n/a	n/a	▼

Change on each measure, based on previous year's data (2007-08 to 2008-09)

▲ = improvement

□ = no change

▼ = decline

# Summary Progress: By College

## 2007-08 to 2008-09

Measure	D	C	E	H	M	P	S	T	V	W
Completion	▼	▼	▼	▼	▲	▼	◻	▼	▼	▲
30 Units	▼	▼	◻	▲	▼	◻	▼	▼	▲	▲
Persistence	▲	▲	▲	▲	▼	◻	▲	▼	▲	▲
Remedial: English	▼	▼	▼	▲	▼	◻	▼	▼	▼	▼
Remedial: ESL	▼	◻	▼	▼	▼	▼	▲	▲	▼	▼
Remedial: Math	▼	◻	▲	▼	◻	▼	▲	◻	▼	◻
CTE	◻	▼	▲	▼	▲	▼	▼	◻	▼	▲
CDCP	n/a	▲	▼	n/a	n/a	n/a	▼	▼	▲	n/a

Change on each measure, based on previous year's data (2007-08 to 2008-09)

▲ = improvement

◻ = no change

▼ = decline

# Summary Progress: Districtwide 2007-08 to 2008-09

Measure	Improvement	No Change	Decline
<b>Completion</b>	2	1	<b>6</b>
<b>30 Units</b>	3	2	4
<b>Persistence</b>	<b>6</b>	1	2
<b>Remedial: English</b>	1	1	<b>7</b>
<b>Remedial: ESL</b>	2	1	<b>6</b>
<b>Remedial: Math</b>	2	4	3
<b>CTE</b>	3	1	5
<b>CDCP</b>	2	0	3

Number of LACCD colleges that changed on each measure, based on previous year 's data (2007-08 to 2008-09)



# What Are We Doing Today?

- ***Expanding services (assessment, orientation, counseling) through SB 1456***
- ***Reducing achievement gaps through Student Equity Plans***
- ***Increasing remedial section offerings to align with our unprepared student population***
- ***Better preparing students for basic skills assessment***
- ***Improving the articulation of pathways through remedial courses***
- ***Expanding accelerated learning strategies where appropriate***

**\* Remember, Scorecard data runs six years behind! \***

# Looking Forward

- ***Setting institutional goals and standards to improve accountability***
- ***Scorecard measures are part of the Framework of Indicators established by the state's Institutional Effectiveness initiative***
- ***Goals will be set for all indicators in 2015-16***
- ***Institution set standards required by accreditation***