



Los Angeles Community College District



Chancellor's Monthly Report
September 11, 2024

Francisco C. Rodriguez, Ph.D.
Chancellor, Los Angeles Community College District



Chancellor's Report – September 2024



- **Chancellor's Monthly**
- **Enrollment Update**
- **ODEIA Update and Equal Employment Opportunity (EEO) Annual Certification Presentation**
- **Annual Safety and Security Update**
- **Final Budget 2024-2025**



Enrollment Update – Fall 2024



LACCD Enrollment Update

Fall 2024 TO Fall 2023 COMPARISONS

DAY 14 - RELATIVE TO THE BEGINNING OF INSTRUCTION

Relative Day Comparisons for Day 14, comparing Fall 2024 (Monday, September 9, 2024) to Fall 2023 (Monday, September 11, 2023). Data source: LACCD PS Student Information System.

HEADCOUNT

113,930

99%

115,202

ENROLLMENT

256,507

102%

252,109

SECTION COUNT

10,247

98%

10,411

ENROLLMENT DIVIDED BY SECTION

25.0

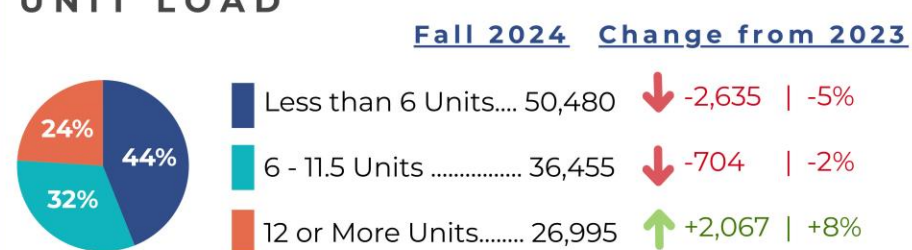
103%

24.2

GENDER

	<u>Fall 2024</u>	<u>Change from 2023</u>
FEMALE	62,018	↓ -308 -<1%
MALE	49,202	↓ -1,230 -2%
NON-BINARY	1,071	↑ +137 N/A
UNKNOWN	1,639	↑ +129 N/A

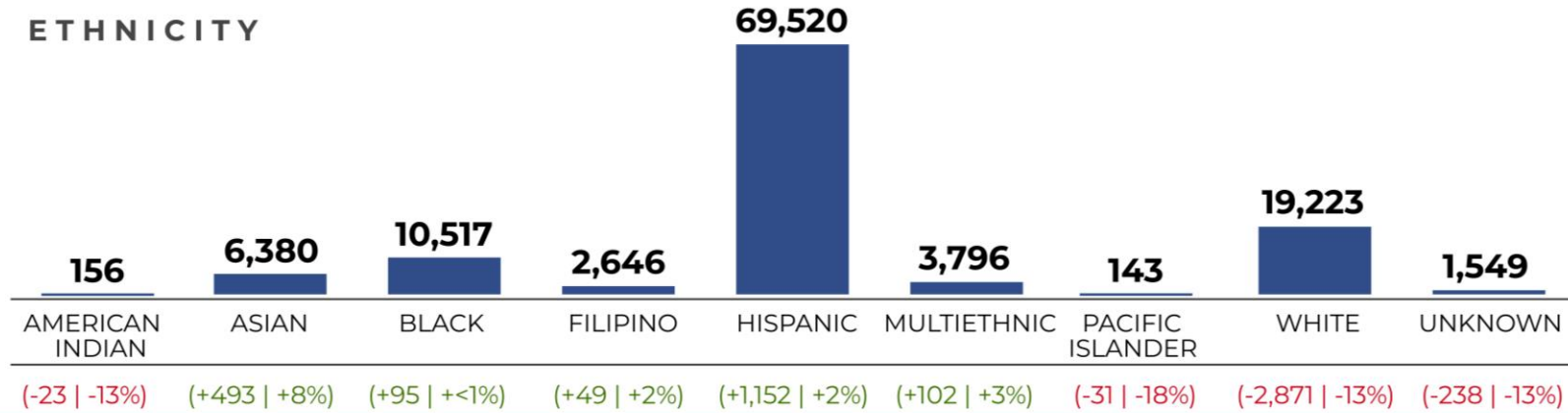
UNIT LOAD



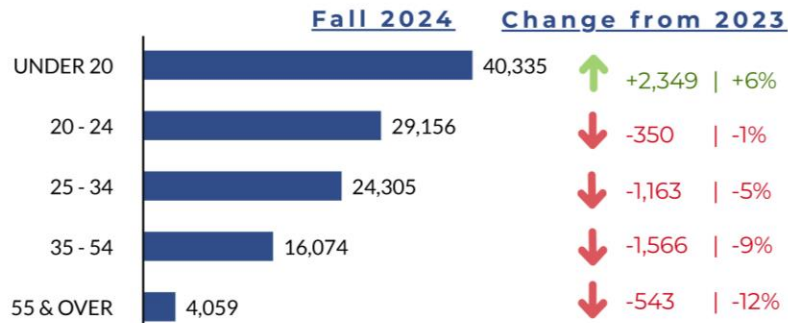


Enrollment Update – Fall 2024

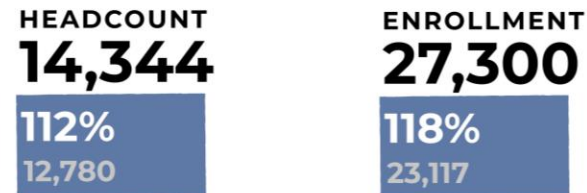
ETHNICITY



AGE



NONCREDIT HEADCOUNT & ENROLLMENT



NONCREDIT HEADCOUNT & ENROLLMENT



SOURCE: LACCD Office of Institutional Effectiveness

Enrollment Update – Fall 2024



Fall 2024 Credit Enrollment Update:

Comparing Fall 2024 to Fall 2023 (as day 14 of the semester)

Districtwide

- Student credit headcount is down by 1%
- Enrollment is up by 2%
- Class offerings are down by 2%
- Enrollment per section is up by 3%
 - 46% of classes are being taught remotely
 - 46% are in-person
 - 8% are hybrid
- Remote classes have the highest fill rate (78%) with hybrid and in-person classes having comparable fill rates (75% and 73%, respectively).

ODEIA Update and Equal Employment Opportunity (EEO) Annual Certification Presentation



Annual Safety and Security Update





Final Budget 2024-2025

