



Los Angeles Community College District



Chancellor's Monthly Report
November 6, 2024





Enrollment Update – Fall 2024



LACCD Enrollment Update

Fall 2024 TO Fall 2023 COMPARISONS

DAY 70 - RELATIVE TO THE BEGINNING OF INSTRUCTION

Relative Day Comparisons for Day 70, comparing Fall 2024 (Monday, November 4, 2024) to Fall 2023 (Monday, November 6, 2023). Data source: LACCD PS Student Information System.

HEADCOUNT

116,018

104%
111,595

ENROLLMENT

247,033

107%
230,756

SECTION COUNT

10,299

99%
10,411

ENROLLMENT DIVIDED BY SECTION

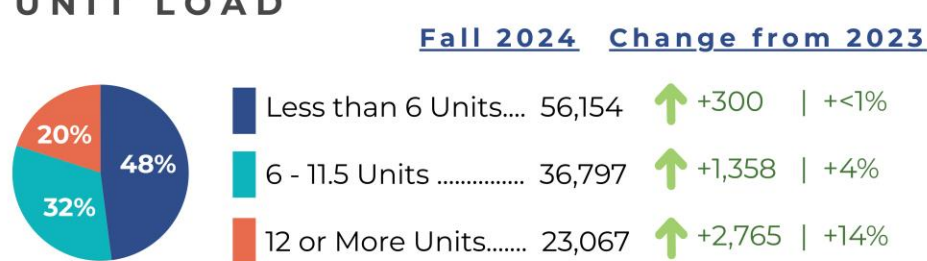
24.0

108%
22.2

GENDER

	<u>Fall 2024</u>	<u>Change from 2023</u>
FEMALE	62,855	↑ +2,444 +4%
MALE	50,439	↑ +1,707 +4%
NON-BINARY	1,044	↑ +136 N/A
UNKNOWN	1,680	↑ +136 N/A

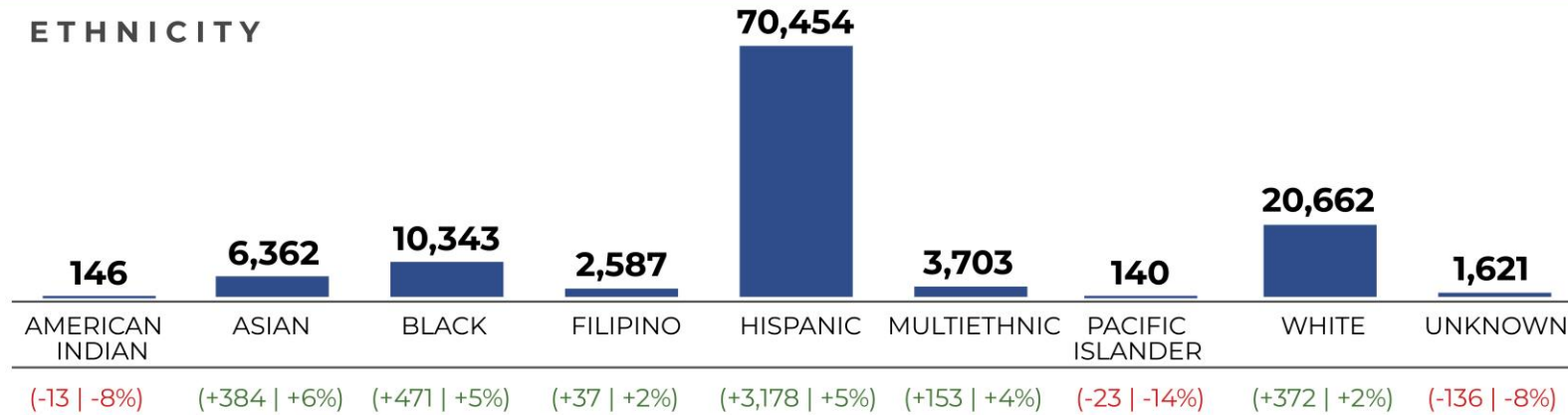
UNIT LOAD



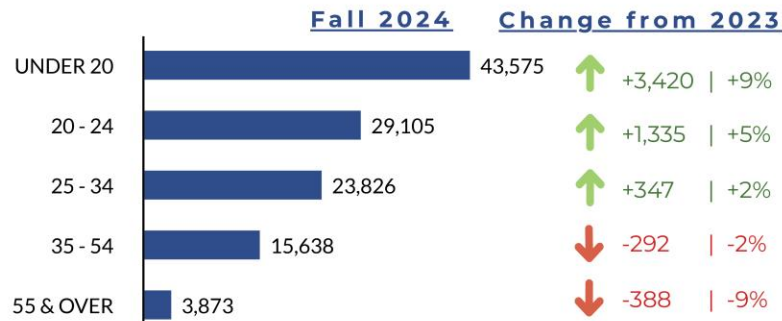


Enrollment Update – Fall 2024

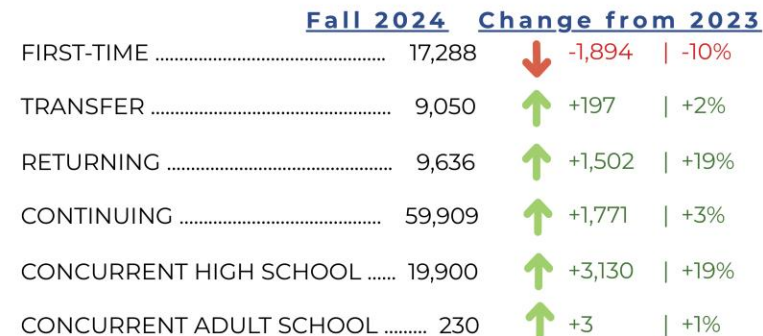
ETHNICITY



AGE



ENROLLMENT STATUS



NONCREDIT HEADCOUNT & ENROLLMENT

HEADCOUNT
17,120
110%
15,588

ENROLLMENT
30,978
110%
28,036

CLASS MODALITY & FILL RATE

Class Modality	Fill Rate
Remote	47%
Hybrid	7%
In-Person	46%
FILL RATE: 80%	78%
	56%

Enrollment Update – Fall 2024



Fall 2024 Credit Enrollment Update:

Comparing Fall 2024 to Fall 2023 (as day 70 of the semester)

Districtwide

- Student credit headcount is up by 4%
- Enrollment is 7% higher
- Class offerings are down by 1%
- Enrollment per section is up by 8%
 - 47% of classes are being taught remotely
 - 46% are in-person
 - 7% are hybrid
- Remote classes have the highest fill rate (80%) followed by hybrid (78%) and in-person classes (56%).