



STATE OF THE DISTRICT ADDRESS

October 4, 2023

Francisco C. Rodriguez, Ph.D.
Chancellor, Los Angeles Community College District



Introduction



Building for the Future

- Accreditation
- Bachelor's Degrees
- Website Redesign
- Measure LA
- Workforce & Economic Development & Adult Education



Restoring Enrollments

- Fall 2023 Enrollments
- Dual Enrollment
- College Promise
- Student Basic Needs



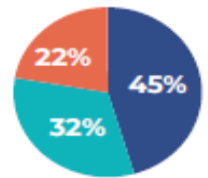


Restoring Enrollments

GENDER

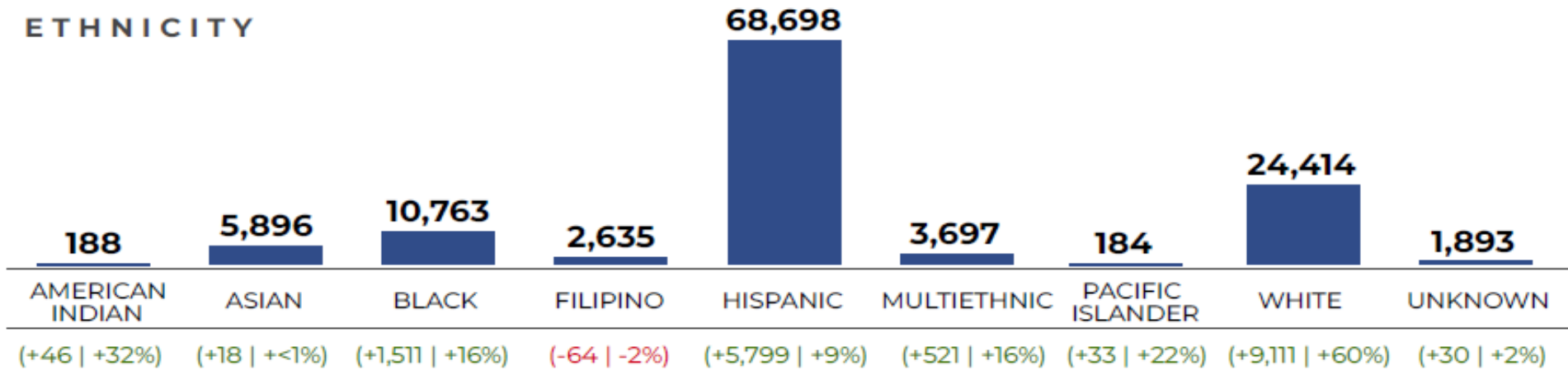
	<u>Fall 2023</u>	<u>Change from 2022</u>
FEMALE	63,684	↑ +6,467 +11%
MALE	52,186	↑ +9,732 +23%
NON-BINARY	953	↑ +341 N/A
UNKNOWN	1,545	↑ +465 N/A

UNIT LOAD



	<u>Fall 2023</u>	<u>Change from 2022</u>
Less than 6 Units.....	53,469	↑ +8,949 +20%
6 - 11.5 Units	38,358	↑ +4,344 +13%
12 or More Units.....	26,541	↑ +3,712 +16%

ETHNICITY



AGE

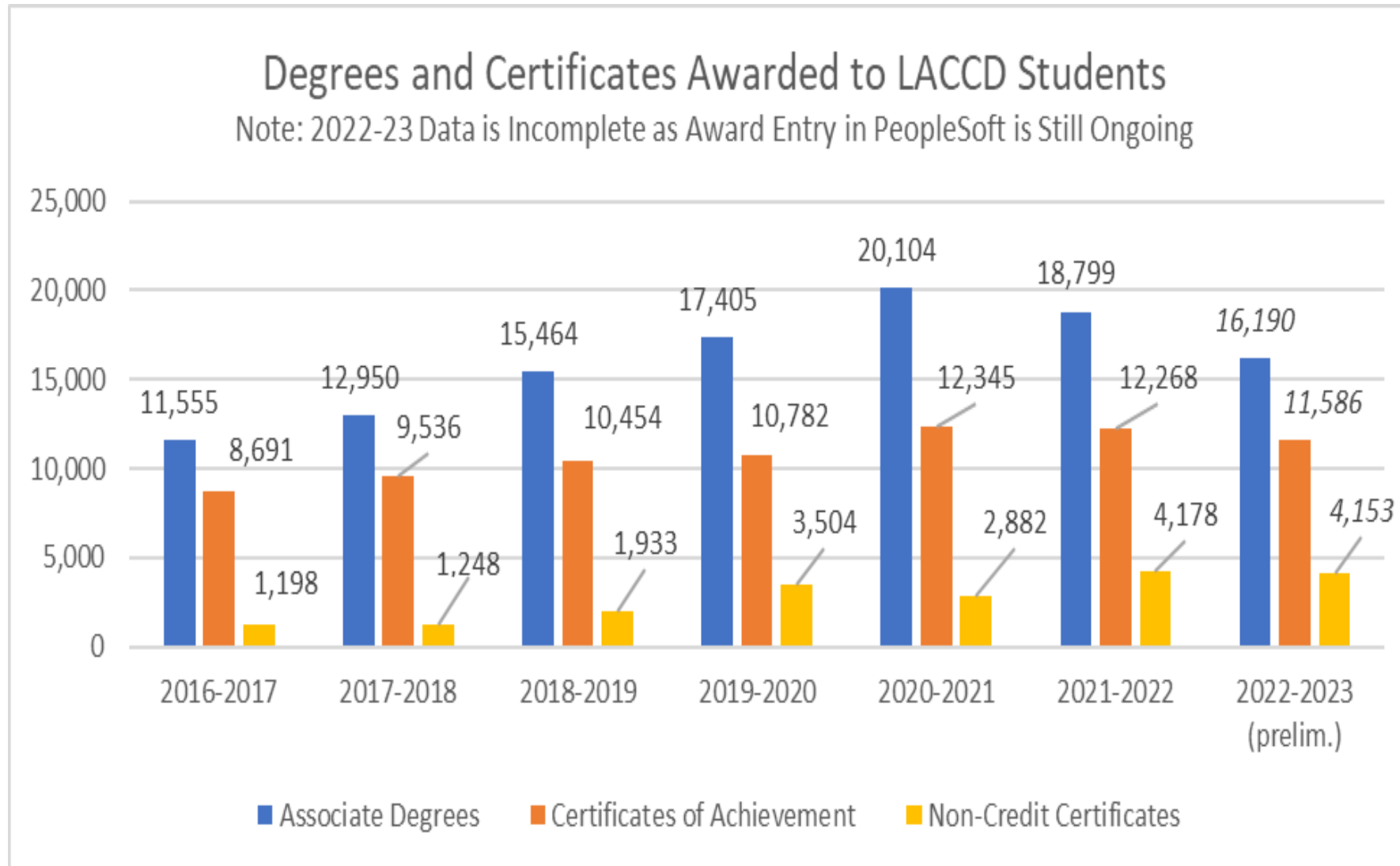
	<u>Fall 2023</u>	<u>Change from 2022</u>
UNDER 20	37,483	↑ +4,285 +13%
20 - 24	30,077	↑ +2,246 +8%
25 - 34	26,656	↑ +3,179 +14%
35 - 54	19,111	↑ +5,517 +41%
55 & OVER	5,041	↑ +1,779 +55%

ENROLLMENT STATUS

	<u>Fall 2023</u>	<u>Change from 2022</u>
FIRST-TIME	22,073	↑ +5,650 +34%
TRANSFER	10,664	↑ +3,480 +48%
RETURNING	9,351	↑ +1,608 +21%
CONTINUING	63,256	↑ +6,351 +11%
CONCURRENT HIGH SCHOOL	12,757	↑ +2,426 +24%
CONCURRENT ADULT SCHOOL	234	↑ +38 19%



Improving Student Services, Programs, and Outcomes



Sustaining Fiscal Health

- 2023-24 Final Budget
- Audits
- Bond Ratings



Expanding our Reach: Robust Advocacy and Strengthening Community Partnerships

- State and Federal Advocacy
- Local Government, Community Outreach and Partnerships



2023 State of the District Address



Thank You!