



Los Angeles Community College District



Chancellor's Monthly Report
March 5, 2025

Alberto J. Román, DPA
Interim Chancellor
Los Angeles Community College District

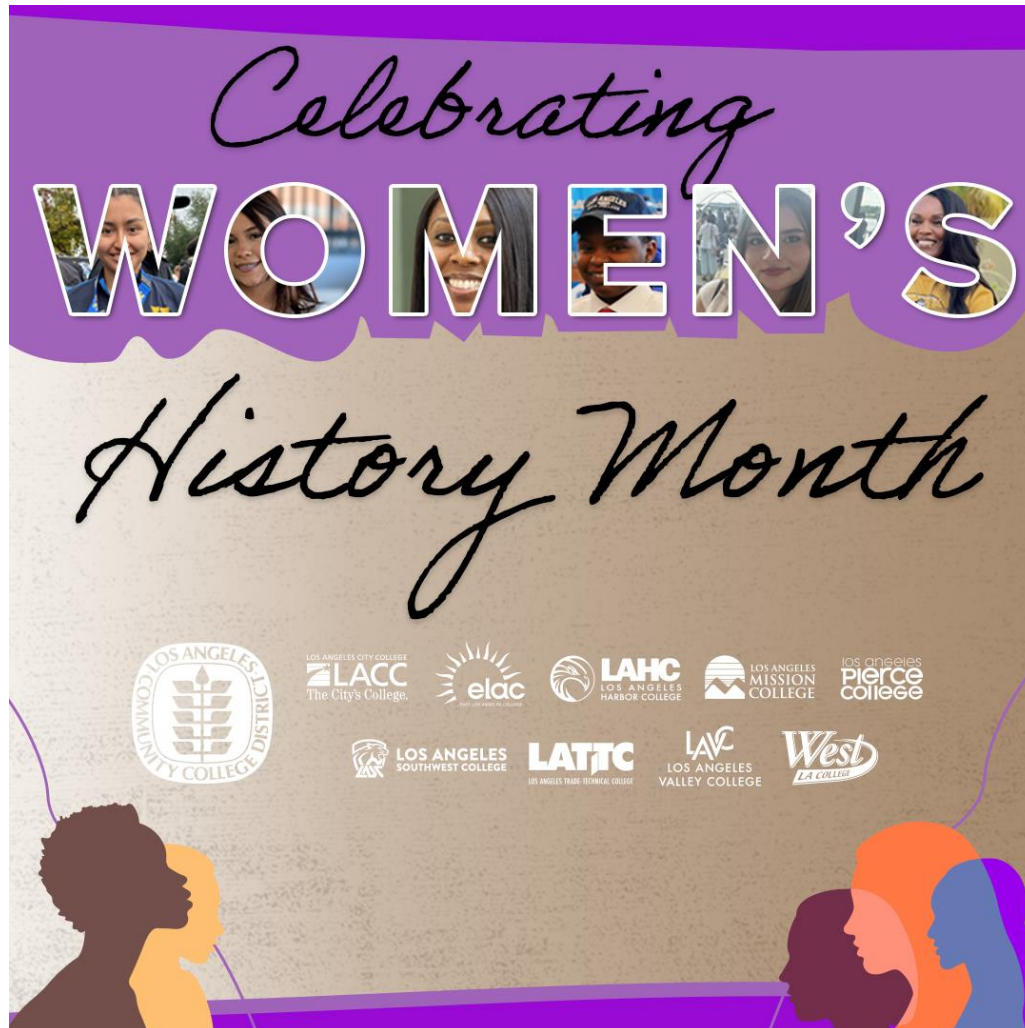


Chancellor's Report – March 2025



- Chancellor's Monthly
- Women's History Month
- Enrollment update
- LACCD at LAEDC's Economic Forecast 2025
- College Initiatives
 - LAPC

Women's History Month



We celebrate the incredible women who shape our colleges, communities, and the world.

At LACCD, we're committed to breaking barriers, expanding opportunities, and uplifting the next generation of women leaders. Let's continue to champion empowerment and progress—today and always!



Enrollment Update – Spring 2025



LACCD Enrollment Update

Spring 2025 TO Spring 2024 COMPARISONS

DAY 21 - RELATIVE TO THE BEGINNING OF INSTRUCTION

Relative Day Comparisons for Day 21, comparing Spring 2025 (Monday, March 3, 2025) to Spring 2024 (Monday, February 26, 2024). Data source: LACCD PS Student Information System.

HEADCOUNT

118,217

104%

114,127

ENROLLMENT

248,723

104%

238,168

SECTION COUNT

9,947

100%

9,980

ENROLLMENT DIVIDED BY SECTION

25.0

105%

23.9

GENDER

Spring 2025

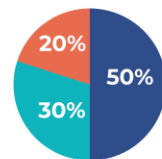
Change from 2024

FEMALE	63,692	↑ +1,940 +3%
MALE	51,739	↑ +1,799 +4%
NON-BINARY	1,018	↑ +81 N/A
UNKNOWN	1,768	↑ +270 N/A

UNIT LOAD

Spring 2025

Change from 2024

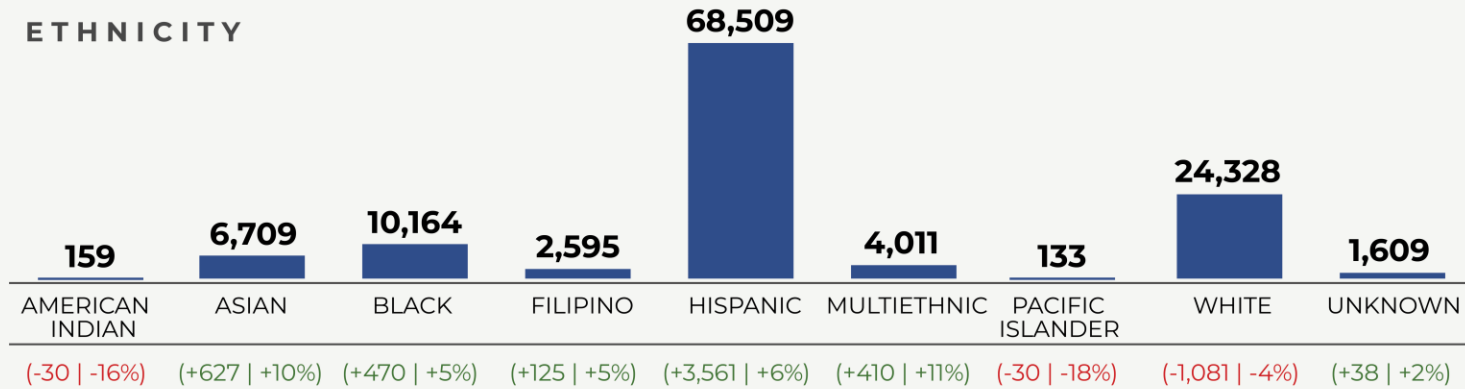


Less than 6 Units....	58,852	↑ +1,543 +3%
6 - 11.5 Units	35,910	↑ +524 +2%
12 or More Units.....	23,453	↑ +2,021 +9%

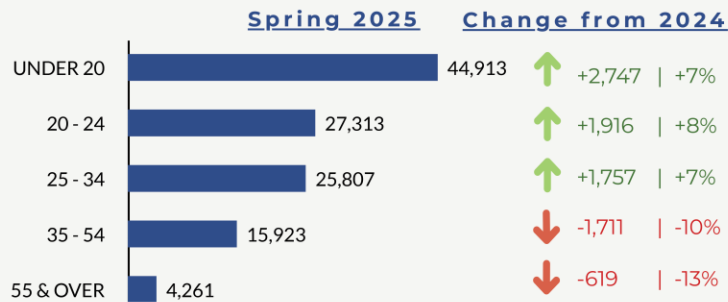


Enrollment Update – Spring 2025

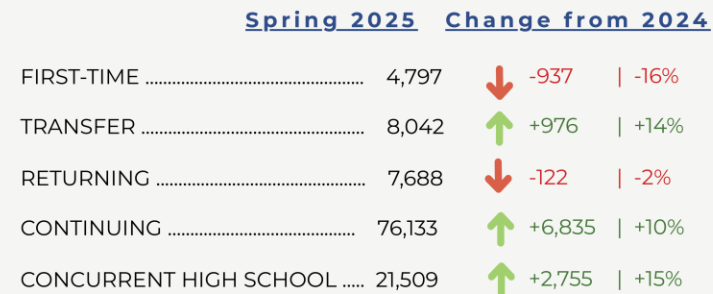
ETHNICITY



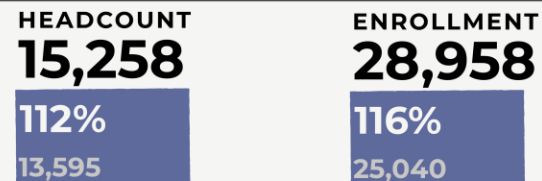
AGE



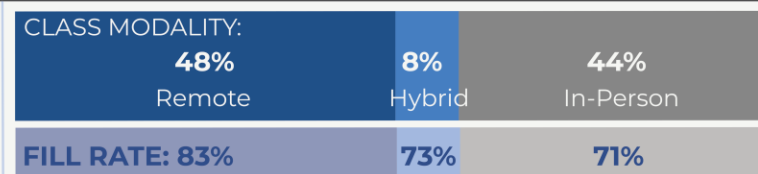
ENROLLMENT STATUS



NONCREDIT HEADCOUNT & ENROLLMENT



CLASS MODALITY & FILL RATE



SOURCE: LACCD Office of Institutional Effectiveness



Enrollment Update – Spring 2025

Spring 2025 Enrollment Update:

Comparing Spring 2025 to Spring 2024 (as day 21 of the semester)

Districtwide

- Student credit headcount is up by 4%
- Enrollment is up by 4%
- Class offerings are unchanged
- Enrollment per section is up by 5%
 - 48% of classes are being taught remotely
 - 44% are in-person
 - 8% are hybrid
- Remote classes have the highest fill rate (83%) followed by hybrid (73%) and in-person classes (71%).

LACCD at LAEDC's Economic Forecast 2025

LACCD at LAEDC's Economic Forecast 2025

Interim Chancellor Alberto Román represented LACCD at the **LAEDC Economic Forecast 2025** at East Los Angeles College, with Board of Trustees President Kelsey Iino, Deputy Chancellor Nicole Albo-Lopez and Vice Chancellor Jim Lancaster in attendance. This year's event offered a deep dive into the economic forces shaping the region and beyond, covering key topics such as the impact of Hollywood strikes, shifts in immigration policies, wildfire recovery, and evolving global trade dynamics.

Governor Gavin Newsom attended the event to address the economic toll of recent wildfires, highlighting the state's recovery efforts and his vision for California's future. In a press conference, he unveiled plans to fast-track permits, support rebuilding efforts, and accelerate housing development to meet the state's growing needs.

This event reinforced the importance of informed decision-making and proactive strategies in building a resilient economy for Los Angeles and California.



College Initiatives



The Chancellor's board presentation will feature a college programs or initiative from each college, showcasing the impactful work being done across LACCD.

Today we feature Los Angeles Pierce College.



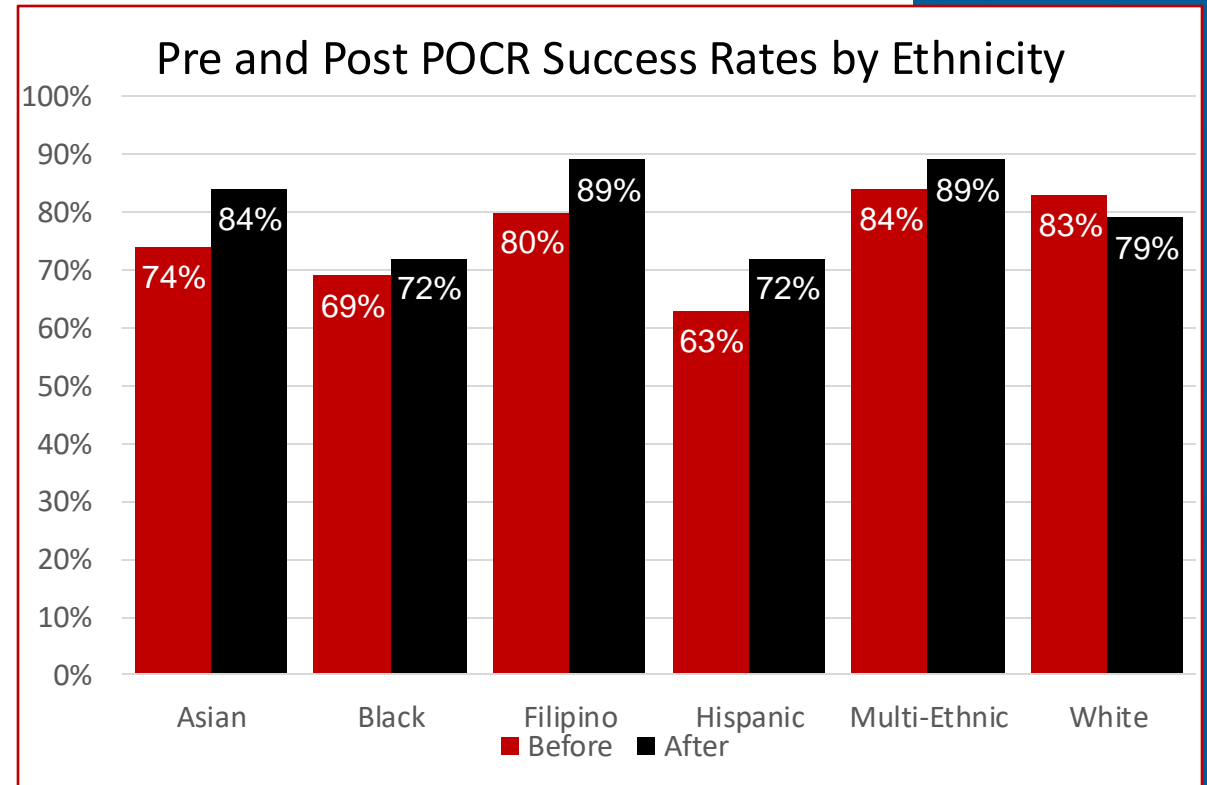
Peer Online Course Review (POCR) Program



Peer Online Course Review (POCR) is Pierce’s online course review program through which LAPC faculty work with trained reviewers to develop high-quality online classes that are engaging, inclusive, and visually appealing for students. Since January 2022, LAPC is a Certified Local POCR Campus, which means that we have an experienced team of faculty reviewers who are trained and approved to review online courses based on the CVC-OEI Course Design Rubric as the standard for online teaching best practices.

Increase Student Success and Address Equity Gaps

- A 2024 study by Pierce College of approximately 2000 students over 55 sections of 19 different classes between Fall 2020 and Spring 2024 revealed an overall **4% increase** in course success rates after POCR alignment. We compared the semester before alignment to the semester after alignment to avoid introducing additional variables over time.
- The greatest increases in success rates were among **Asian (+10% increase)**, **Filipino (+9% increase)**, and **Hispanic (+9% increase)** students (shown below), and students **under 20 (+7% increase)** and **20-24 (+8% increase)** years of age. Increases of **3% to 13%** were seen across all genders.
- **These results illustrate the power of POCR to increase student success and help close equity gaps.**





Chancellor's Report – March 2025

Thank you!